

Sabaj

A5

使用说明书

深圳市大号科技有限公司

安全注意事项

- 请将本音响系统安装在通风良好、阴凉、干燥、干净的位置，远离直射阳光热源、振动、灰尘、潮湿或寒冷。
- 只能使用本机指定的电压。使用高于指定数值的电压很危险，而且可能导致火灾，损坏本机或造成人身伤害。对于使用高于指定电压造成的任何损害，深圳市大号科技有限公司将不负任何责任。
- 不要试图自行改造或修理本机。如果需要任何服务，请就近与有资格的深圳市大号科技有限公司维修人员联系。不管有任何理由，都没有打开机壳的必要。
- 如果打算长时间不使用本机（比如度假时），请从墙壁交流电源插座上断开电源线的连接。

保修条款

一、服务期限

深圳市大号科技有限公司承诺产品的良好品质，产品自售出之后7天内正常使用情况下出现故障，客户可以选择退货或者保修（不影响二次销售才可退货）。正常使用一年内出现故障可以免费保修。

二、购买日期以销售商开出的购机发票或收据日期为准，多购可以交易截图为准。

三、有以下情况都不能享受“三包”服务

1. 一切人为因素损坏，包括非正常工作环境下使用或不按照说明书使用。
2. 用户私自拆机、改装、维修。
3. 使用非指定或许可的配件造成损坏的。
4. 机身的QC或保修贴损毁。
5. 不能出示有效购机凭证。
6. 不属于本公司产品。

四、保修方式为送修

此条款只适于中国大陆，其它地区请参考当地销售代理商的规定和国家法规。

本说明书内容如有更新，恕不另行通知。若您使用的产品功能与说明书不一致时，请以产品为准！

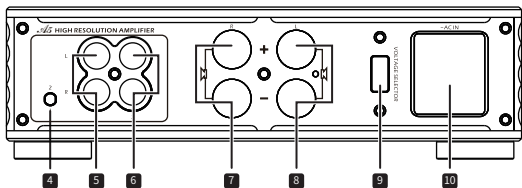
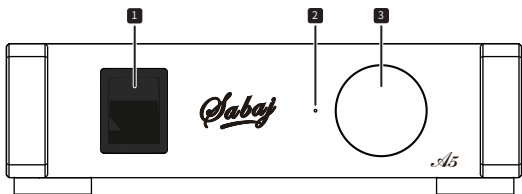
产品特点

- 使用著名的ICEpower-50ASX2模块,集成音频专用开关电源,及低失真高效率数字功放,吸引多个HI-END品牌、专业音响品牌使用,深受发烧友及专业音频人士喜欢。
- 复古外观造型设计和配色;
- 内置发烧前级电路;
- 2组立体声线路输入;
- 全铝合金CNC加工工艺,采用阳极氧化技术,做工精细,触感一流;
- 大量采用发烧级音频元件以提升主观听感;
- 高品质镀金输入、输出端子;
- 完善的过热,过流等保护电路。

技术参数

输入接口	RCA
THD+N	0.002%
信噪比	100dB
通道分离度	81dB
输入灵敏度/输入阻抗.....	300 mV / 47k Ω
输出功率	50W x 2(4 Ω) / 32W x 2(8 Ω)
消耗功率	38W
体积.....	200 X 59 X 208mm(WxHxD)
重量.....	1.47kg / 3.24lbs

显示界面和操作介绍



- | | |
|-----------|------------------|
| 1 电源开关 | 6 RCA输入 2 |
| 2 电源指示灯 | 7 喇叭输出右声道 |
| 3 音量旋钮 | 8 喇叭输出左声道 |
| 4 输入选择开关 | 9 220V/110V选择开关* |
| 5 RCA输入 1 | 10 AC电源输入插座 |

* 请确认电源实际输入的交流电压后,再去调整此开关,以便适应使用。
 严禁此开关选择至110V,而实际输入交流电压大于127VAC,这样肯定会烧毁机器。

功能介绍

操作说明

- 1) 首先选择正确的使用电压,再连接好信号线,最后去通电开机。
- 2) 拨动输入选择开关至实际信号输入端口。

Sabaj

A5

USER MANUAL

Shenzhen DaHao Technology Co.,Ltd.

Ver 1.0 2021.11.19

Safety Notes

- Install this unit in a well ventilated, cool, dry, clean place-away from direct sunlight, heat sources, vibration, dust, moisture, or cold..
- Do not attempt to modify or fix this unit. Contact qualified Sabaj service personnel when any service is needed. The cabinet should never be opened for any reason.
- When not planning to use this unit for long periods of time (i. e. when going onvacation), disconnect the power cable from the AC wall outlet.
- When not planning to use this unit for long periods of time (i.e. when going on vacation), disconnect the power cable from the AC wall outlet.

Warranty Terms

1. The term of service

Shenzhen Sabaj technology Co.,LTD promise good quality products. If product is defective unit by normal use with in 7daysafterpurchasing. The customer can choose to return or repair warranty(does not affect the secondary sales afterthey can return). Faulty for free with in one year warranty normal use.

2. Date of purchase is in accordance with invoice date or receipt date issued by seller, online shopping can cut trade shots.

3. Following situation can not enjoy“Three Guarantees service”

- a. All damages by human factors, including use it under nonrml workingenvironment the and not following manual instruction.
- b. User privately disassemble, modification, maintenance.
- c. Use non-designated or approved accessories cause damage.
- d. QC or warranty stickers damage on cabinet.
- e. Can not provide a valid purchasing prove.
- f. Not belong to Sabaj product.

4. How to warranty

This term is only suitable for china mainland, other regionplease refer to the policy of the local sales agents and national regulations.

The contents of this manual are updated without prior notice. If the function of the product you are using is inconsistent with the instructions,the function of the product shall prevail!

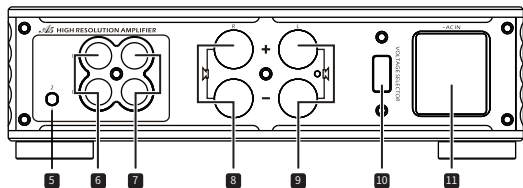
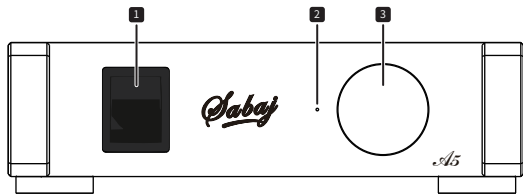
Features

- Using the famous module ICEpower-50ASX2 , integrated audio-specific switching power supply, and low-distortion high-efficiency digital power amplifier, it has attracted many HI-END brands and professional audio brands to use, and is loved by enthusiasts and professional audio professionals.
- Retro look design and color matching;
- Built-in fever pre-circuit;
- 2 sets of stereo line input;
- All aluminum alloy CNC processing technology, using anodizing technology, fine workmanship, first-class touch;
- Extensive use of audiophile audio components to enhance subjective listening experience;
- High-quality gold-plated input and output terminals;
- Perfect overheating, overcurrent and other protection circuits

Specifications

Inputs	RCA
THD+N	0.002%
SNR	100dB
Channel separation	81dB
Input Sensitivity / Input Impedance	300 mV / 47k Ω
Output Power	50W x 2(4 Ω) / 32W x 2(8 Ω)
Power Consumption	38W
Size	200 X 59 X 208mm (WxHxD)
Weight	1.47kg / 3.24lbs

Display Interface and Instructions



- | | |
|-------------------------|------------------------------|
| 1 Power switch | 6 RCA Input 2 |
| 2 Power Indicator | 7 Left Speaker |
| 3 Volume knob | 8 Right Speaker |
| 4 Input selector switch | 9 220V/110V selector switch* |
| 5 RCA Input 1 | 10 AC power input socket |

* Please adjust the switch after confirming the actual AC voltage input by the power supply to adapt to the use. It is strictly forbidden to select this switch to 110V, and the actual input AC voltage is greater than 127 VAC, which will definitely burn the machine.

Introduction

Operating instructions

- 1) First select the correct voltage to use, then connect the signal line, and finally turn on the power.
- 2) Turn the input selector switch to the actual signal input port.